

# 23,097

Aging adults served by AgeWell Services of West Michigan in 2019-2020 by providing vital connections to keep seniors nourished, active, learning, and living independently.

Together, we nourished seniors through important food programs.



## 389,202

### Total Meals Served

Lunch & Activity Centers **151,058**  
Home Delivered Meals **238,144**



### Project FRESH

**Oceana County**

**46** low income seniors received **460** coupons and **90%** were redeemed

**Muskegon County**

**244** low income seniors received **2,440** coupons and **76%** were redeemed

Each coupon is worth \$2 and each participant received \$20 worth to buy fresh produce at local Farmer's Markets.



## 14,929

### Aging Adults

Lunch & Activity Centers **1,482**  
Home Delivered Meals **1,567**  
Curbside **11,880**

Your generosity made all of this possible!

## 11,653

### Volunteer Hours

Donated by **440** volunteers

Valued at **\$296,336!**

As of April 11, 2019, Independent Sector value of Volunteer Hour is: \$25.43

**DONATE**



## \$567,223

### Contributions from Donors

## 7%\*

### Our administrative rate

\*Added expenses due to the pandemic increased the administrative rate to 7%. The estimated rate was about 4% without the added COVID-19 expenses.


AgeWell Services team members engaged seniors to keep their minds and bodies healthy.

## 11,503

### Senior Medical Transportation Rides

Provided by volunteers for **361** people traveling over **126,535** miles



 = 100 rides

## 415

### Aging Adults


Participated in at least **1** program or service at our **Wellness Center**



## 434

### Senior Center Activities

Participants for **162** activities and **1** health promotion session



## 6,668

### Individuals

Attended trainings and outreach events to learn about **Elder Abuse Prevention**.

**90** SafeSeniors partners reviewed perpetrator cases seeking justice for victims.

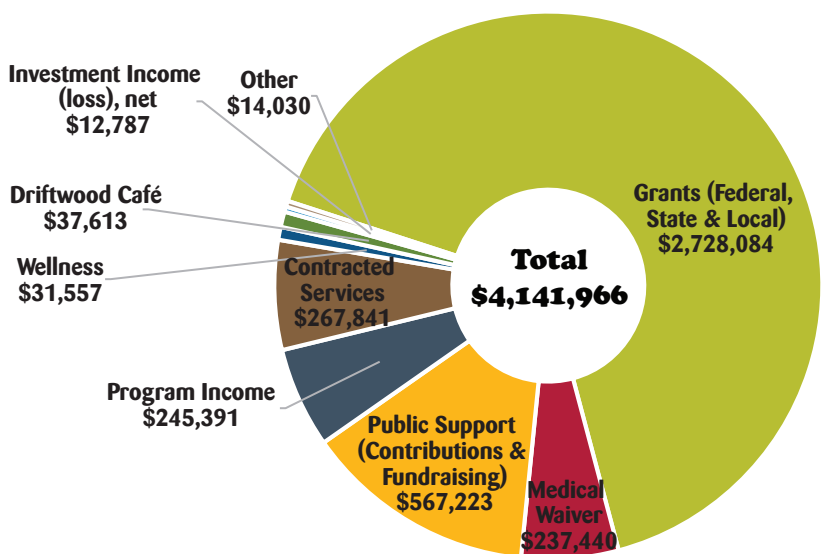


Program support comes from:

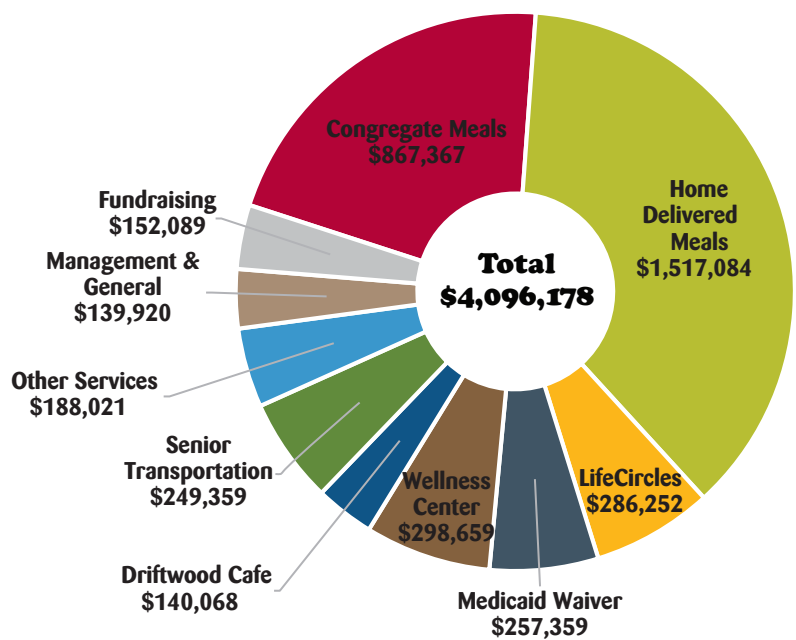


# Financial Report

## Revenues & Support



## Expenses



## Generous grant support provided by:

- City of Norton Shores
- Community Foundation for Muskegon County
- Community Foundation for Oceana County
- Delta Dental Foundation
- DTE Energy Foundation
- Fruitport Charter Township
- JSJ Foundation Fund
- Meals on Wheels of America
- Michigan Department of Health and Human Services
- Michigan Department of Transportation
- Muskegon Charter Township
- Muskegon County Senior Millage
- Osteopathic Foundation of West Michigan
- Senior Resources of West Michigan
- The Shaw and Betty Walker Foundation
- Sister Simone Courtade Fund of the Community Health Project
- United Way of the Lakeshore
- White Lake Community Fund of the Community Foundation for Muskegon County
- Women’s Division Chamber of Commerce